

THE BIG BOOK --- of ---



TINY HOMES

Disclaimer:

The information contained in this eBook is strictly for informational purposes. Therefore, if you wish to apply ideas contained in this eBook, you are taking full responsibility for your actions. The author and publisher shall in no event be held liable to any party for any direct, indirect, punitive, special, incidental or other consequential damages arising directly or indirectly from any use of this material, which is provided “as is”, and without warranties.

The information available on or through this eBook is intended to provide general information to the public. All reasonable measures have been taken to ensure the quality and accuracy of the information available. This eBook is not meant to teach you how to build a home, and assumes no responsibility for the final product of your home. This eBook is only meant for helpful tips and is not a step by step process on how to build a log home. Our company accepts no liability for the content of this eBook, or for the consequences of any actions taken on the basis of the information provided. Our company is not liable to any party for any direct, indirect, economic or consequential loss or damage for any use of or reliance upon the Information found in this eBook or on any other linked website. This information in this course is for educational and informational purposes only. The content is not presented by a professional, and therefore the information in this course should not be considered a substitute for professional advice. Always seek the advice of someone qualified in this field for any questions you may have. Most, if not all, of the sites linked to in this directory are not affiliated with Tiny Home Builders and are provided for informational purposes only. We do not guarantee the accuracy of the content of any site. The staff of Tiny Home Builders reviews each link for its perceived value to the tiny house movement to determine eligibility of inclusion into the directory.



Table of Contents



Introduction	5
What About the Bathroom?	6
Universal Design - Kitchen Storage	7
Hot Water In a Tiny House	8
Heating a Tiny Home	9
Building on Wheels	10
Tips on Financing a Tiny Home	11
The 'Planning' Phase	12
Couple Trying Out Tiny House Living	13
Tumbleweed Cypress Tiny House on Wheels	14
Family of 4 Living in 207 Sq. Ft. Tiny House	15
186 Sq. Ft. Modern South African Tiny House	16
Woman Moves into 186 Sq. Ft. Tiny Home in Vancouver	17
314 Sq. Ft. Styrodome Tiny Dome Homes	18
The Wing House: Expanding Shipping Container Home	19
Yestermorrow Students Design/Build Tiny House for Client	20
Spacious Park Model Tiny Cabin on Wheels by Rich's Portable Cabins	21
288 Sq. Ft. Tiny Cottage in Chatham, MA	22
Solar Off-Grid Transforming Castle House Truck	23
280 Sq. Ft. Luxury Tiny House by Chris Heining Construction	24
Spacious Tiny House on Wheels by Tiny Idahomes	25
Tiny Houses on Wheels by Seattle Tiny Homes	26
93 Sq. Ft. Laundry Room Turned into Tiny House	27
Hivehaus Modular Tiny Hexagonal Pods	28
Bus Converted into Cabin with Rooftop Deck	29
Man Builds Tiny Cabin for \$4k in 6 Weeks in the Woods	30

Table of Contents



Couple Live Tiny in A-frame Cabin in Belgium	31
624 Sq. Ft. 3-Story Small House in Japan	32
Casa Cúbica's 160 Sq. Ft. Shipping Container Tiny Home	33
viVood Prefab Tiny House Assembles in One Day	34
160 Sq. Ft. Poco Edition Tiny House by Tiny Living Homes	35
The Caboose: 400 Sq. Ft. Cabin by Wheelhaus	36
Luxurious Tiny Cabin with a Touch of Country	37
Rich Daniel's Tillamook Triple Bay Tiny House	38
226 Sq. Ft. Refugio Modern Prefab Tiny House	39
Young Family's DIY Tiny House on Wheels	40
Grandma Turns Backyard Shed into Tiny Home	41
Grain Silo Tiny House	42
Stone Canyon Cabins Custom Tiny Houses on Wheels	43
172 Sq. Ft. Tumbleweed Mica Tiny House On Wheels	44
Young Couple Living and Working in a 240 Sq. Ft. Tiny House	45
Unicat TerraCross Off Road House-Truck Tiny Home	46
256 Sq. Ft. Tiny House on Wheels	47
Daughter and Son-in-Law Build Tiny Home for Dad	48
Roly Poly 80 Sq. Ft. Tiny House Vacation in Portland, Oregon	49
Novadeko Modular 218 Sq. Ft. Modern Tiny Home	50
170 Sq. Ft. Kangablue Tiny House	51
Tiny House Listing Directory Resource	52-58

Introduction

This book will offer you a glimpse into the building and living in of tiny homes. A picture truly does speak a thousand words and you can get so many ideas by viewing what other people have already built. There are also a variety of links you can easily access to companies that are building these tiny homes, and links to detailed resources that will guide you through the tiny home process. View this Big book of Tiny Homes as a directory resource to aid you in your search for information on designing and building your dream tiny home.

Tiny homes living offers the possibility of living off the grid. It is a little hard for many people to imagine living in a space of about 200 square feet which is not an uncommon size of a tiny home. This space has to hold all of the amenities, a bathroom, kitchen appliances, a place to sleep, your clothing and electronics. Just how do you design such a space. There is a Tiny House Movement going on which is a social movement of people that are downsizing from homes that can be over 2000 square feet in size, down to living spaces of anywhere between 100-400 square feet.

Why are people making this choice? Popular reasons include simplifying your life, financial considerations, people wanting to break away from having to work a huge percentage of their lives just to pay for mortgages and material possessions and for many that are very green conscious, it is to lessen the impact on environmental concerns. Tiny home living offers a lifestyle where you can live debt free, be self sufficient and your life is bound to be full of adventure. Affordable, efficient and green are the buzz words that go along with tiny house living. If you are considering this as a lifestyle lots of research should go into how you will make that small space work for you. There are companies that offer plans, kits and tiny homes that have researched how to make the most of the space provided. Using every square inch of space effectively will maximize your ability to actually live in these tiny quarters happily and without feeling like you are compromising. These small homes can be powered with solar energy at a fraction of the cost of heating a traditional home. Propane is also an option to heat water so you have an ever ready source. It's really not that big of a stretch living in a smaller space. People have been living in motor homes and travelling around the countryside in these homes on wheels for decades.

Tiny houses are a similar concept, but rather than being a factory made trailer, people are building wooden spaces that fit more naturally into the environment and have a greener feel to them.



What About the Bathroom?

One of the first questions that enters the minds of most people when they start to think about tiny home living, is “what about the bathroom?”. This is a valid question, and we want to provide you with some ideas and resources on how

Self Contained Options:

- There are incinerating toilets available that help reduce water usage.
[Click to learn more about incinerating toilets.](#)
- There are self-contained composting toilets that are self contained which are odorless and compact.
[Click to learn more about self contained toilets.](#)

Sawdust Toilet

You could consider the Sawdust Toilet as well. A sawdust toilet is a way of collecting humanure and composting it. It works very simply. You can use a clay urn, plastic bucket or any non-corrodible waterproof receptacle that has about a 5 gallon capacity. This size is recommended as if it is too large it is too heavy to carry. The contents in the toilet are kept covered with clean organic material. As well as using sawdust, you can also use peat moss, grass clippings or rice hulls to prevent odors, absorb urine and eliminate flies. As the liquid surface rises, more cover material is added so that at all times there is a clean layer of organic material that covers the toilet contents. You keep a lid on the toilet receptacle when it is not in use for aesthetic value. The lid itself does not keep odors or flies out. Your choice of organic material is important. Rotted sawdust works very well. This sawdust would come from a sawmill where trees are cut into boards. This sawdust is moist and biologically active. Kiln-dried sawdust does not work well as it is too light and airy and does not make an effective biofilter. An indoor sawdust toilet used properly is odorless and pretty simple to deal with. When your receptacle is full, you carry it to your composting area outdoors that you have selected and deposit it on the pile. We wanted to include a very good article on making your sawdust toilet that will answer many of your questions in detail. [Click to learn more about composting sawdust toilets.](#)



Universal Design - Kitchen Storage

If you like to cook and bake then you know that kitchen functionality is absolutely necessary in order to enjoy being in the kitchen and save time. When you live in a tiny home, you get the opportunity to make the most out of a small space with inventive ideas for storage and functionality. If you have never heard of a concept of 'Universal Design', then this list will share the basics of this design concept that is most fitting for tiny homes.

Kitchen Storage Musts

- Choose lazy susans rather than deep shelves.
- Keep storage units close to your appliances where contents are easy to access.
- Fit all cupboard doors with racks hanging inside so you can store useful items like spoons, electric mixers and such. If you are building your own then you can really customize the size to fit perfect to your tools.
- Use the pull out drawer systems which make things easier to access.
- Think about moveable storage ideas.
- Spring loaded hardware will allow you to store items when you are not using them, but when you want them they can be brought to counter level.
- An inch or so of space at the end of a counter is enough for a handy recessed knife or spoon rack. Use magnetic strips to hold them into place.
- Organize and secure dishes in a drawer that has a pegboard base and shaped posts. The durable posts can be arranged as needed depending on your plate size.
- Corner storage space is always a must.
- Use stainless steel cabinet inserts to pivot the upper shelves into reach. This type of hardware fits a range of cabinet widths.
- Use a drawer for the trash bin to keep it out of the way but easy to access.
- Think about shallow tray style drawers so they are find.
- Wasted space between cabinets can be put to use as a pull out that you can hang thin pans, spoons and even secure magnetic spices.
- Building a counter with a long 'undercounter' will allow you to place a chair their and help it to become a workspace.
- Take the time to custom build glide out storage units for your pans and pot and larger items.
- Increasing the height of countertops and cabinet depth add storage capacity and ergonomic benefits.
- Extending the height of the upper cabinets to the ceiling provides extra storage for random items.*



Hot Water In a Tiny House

We all love a hot shower, so the issue of hot water will be an important one. There are several choices and the decisions come down to cost, space and environmental impact. Although this list is not exhaustive, here are some ideas to get you thinking about some choices that are available.



- **Solar Hot Water Heater**

These units can run at a few thousands dollars, and may require additional back up in the winter months, but if you live where there is plenty of sun they are an excellent option.

Resource: [Rheem](#)

- **DIY Solar Hot Water Heater**

You can build one yourself for around 50-100 dollars and there are several styles and materials that can be used. Great if you are on a budget and are handy.

Resource: [Build it Solar](#)

- **10 Gallon RV Water Heaters**

These units cost around \$300 and give you about 8 minutes of hot water.

Resource: [American RV Company](#)

- **RV - 500 Tankless Water Heater**

These are designed for motor homes and are a great tool for a tiny home. These tanks only heat the as it is needed.

Resource: [Precision Temp](#)

- **Compost Powered Hot Water Heater**

For the very hand 'DIY'er, this idea is cheap, small and low impact on the environment.

Compost creates a lot of heat, so combine this with a smaller solar powered water pump that pushes the water through a tube through the compost.

Resource: [Patrick Blampied](#)

Heating a Tiny Home

The two primary ways that tiny homes are heated are either using wood or propane. They each have advantages and disadvantages to think about before you start building.



Wood Pros

- Wood is easy to access and even time free from dead trees.
- Provides a cook top since the stove gets very hot you can do some cooking and reheating on it.
- The atmosphere created is magic.

Wood Cons

- Wood dries out the air and decreases humidity.
- Wood stoves are heavy and bulky. They need space to be installed and then space for the wood to be stacked outside.
- You will have more chores find wood, splitting it, hauling, storing and so on. Each day you will have to start the fire and keep your eye on it. Also the wood stove/chimney needs to be cleaned from time to time.



Propane Pros

- Less time spent doing chores (ie. finding, cutting and loading wood into the fireplace)
- Propane is efficient. Once the temperature is reached the burner shuts off which saves fuel and costs for you.
- Low maintenance. You simply have to keep it full and turn on the thermostat.
- Light and uses minimal space. Easy to install and will not take up much room.

Propane Cons

- Cost of propane is your largest expense and it is something you have to buy.
- When propane costs double, you will really be affected.
- Explosions are possible since propane is volatile. If there is a leak, this can be very dangerous.
- Propane creates condensation which can later cause mildew and mold problems.

Building on Wheels

Many people interested in tiny homes are attracted to the idea of building on wheels. This gives you the long term option to move and bring your home with you. Some things to keep in mind to make this easier for you if you are planning to build on wheels.

- Traditional home building techniques are too heavy for the typical utility trailer and the vehicle that has to pull it.
- Be sure your utility trailer is equipped with brakes on at least one axle and has a brake actuator and a brake controller in your tow vehicle.
- The trailer hitch on your tow vehicle is rated to pull a greater load if an equalizer hitch is employed.
- You can lower the overall weight of your home with a few steps.
- Take the flooring off the trailer, and the ramps if it has any.
- Use 2x2 framing instead of 2x4.
- To insulate the floor, use 4x8 sheets of 3/4 inch extruded polystyrene which has a plastic face and will not absorb water.
- To insulate the walls use 2 inch expanded polystyrene.
- Sheath the outside of your walls with 1/4 inch marine grade hardwood plywood and paint it with marine grade finish.
- Use thin plywood on the interiors and exteriors since it weighs so much less.
- The difference between a 12' versus an 18' travel trailer is only a few hundred pounds and will give you about 30% more space in your home.



Tips on Financing a Tiny Home

Even though building a tiny home may be considerably less money than a larger house, the costs will always become a consideration and sometimes a barrier for people. This list will give you some ideas of programs already in place that help people wanting to build their dream tiny home.

Tiny House Loans

This is a basic idea of peer-to-peer lending. The website allows you to choose if you need loan for your own tiny house, or if you want to invest in people who want to build their own tiny home. Investors will actually be rewarded for their money in. If you want to become an investor you can start small rather than risking loads of money. If you are looking for the money then you will need to submit a loan request with your profile, credit rating and so on. On this project, you can request up to \$25,000 based on your credit score, and even if you have bad credit you might still get something.

Recycled Material & DIY

The other biggest suggestion that we have seen from tiny home builders without a lot of start up money is the reliance on recycled materials and doing the work yourself, or at least some of it. You must be willing to visit garage sales, hardware stores, and Internet 'Used' sites and you will be amazed how much good quality building material is actually just thrown into the dump. It might take a bit more work but you can absolutely build your tiny home on a budget if you have a reasonable timeline and some skills in the building trade.



The 'Planning' Phase

The difference between feeling overcrowded and cramped and feeling roomy and spacious all lie in the design of the home. A tiny home can be highly functional and make it easier for the owners.

Design Ideas

- Ensure that one entrance has no steps. This will make it easier when you are moving things in and out.
- Focus on an open plan with wide doorways and passageways.
- Place outlets higher than standard, and light switches lower than standard for easier access for most people.
- Invite light into your home with windows in a variety of directions that make use of the suns at the most ideal times of the day. Think about where the sun rises and sets in the winter when you will need the most light. This will also help to keep your house cooler in the summer, since the sun will follow a slightly different course and should not be as direct.
- Install easy to operate windows.
- Don't skimp on counter top space. Be generous since this will add greatly to your ease of use.
- Buy low maintenance finishes for your items.
- Think about what activities you and your family engage in the most and focus the most generous space on these areas.
- Build in plenty of shelving into all the areas of your home. You will be grateful later for a little extra planning up front.
- Consider built in wardrobes and pull down beds (aka. Murphy Beds), so that you can really open up the space when you want to.
- Planning adequate storage can be a challenge, so keep in mind that the linear footage and organization matter more than area.
- Think beyond the traditional cabinets: concealed built in cabinets, efficient organization systems, and maximed vertical store in taller closets are all options.
- Look critically at seemingly unusable areas as opportunities for storage.
- Find benches that double as storage units.



Couple Trying Out Tiny House Living

One couple that had been considering building their own tiny home tested out tiny house living. One way anyone can try out tiny living is by taking a vacation in a tiny house. This tiny house has a cozy yet spacious upstairs sleeping loft. There is good lighting from bright window-space in the living area. This tiny home has a kitchenette and a full size bathroom. And yes, there's even a little wardrobe. This tiny home is located north of San Francisco.



Source: [Tiny House Talk](#)



Tumbleweed Cypress Tiny House on Wheels

The Tumbleweed Cypress Tiny House on wheels part of the Tumbleweed tiny house design family.

It is available in 18ft.(130 sq. ft.), 20ft.(144 sq. ft.), and 24ft. (172 sq. ft.) sizes.

Inside you will find open living space with a kitchen that includes a built in washer and dryer unit. The rear of the house has the bedroom and bathroom. You will find storage under the staircase that leads to the sleeping loft upstairs.

This tiny house has an option of getting a model with dormers which make for more spacious sleeping space.

Source: [Tumbleweed Houses](http://TumbleweedHouses.com)



Family of 4 Living in 207 Sq. Ft. Tiny House

This exceptional tiny home is so appealing with its shaked and plank cedar siding, tiny porch and staining on the exterior features. When you look at this tiny home you notice the two bicycles alongside the home. That is because this 207 sq.ft. house actually is home to the Kasl family of four. When you look at these photos, you can see how appealing this little home is. It is a huge decision for anyone contemplating downsizing to this type of house and lifestyle. The tiny house movement means elimination of huge mortgage payments and possibilities of other lifestyles. Spending more time with family and being able to potentially do more activities becomes so much more of a reality when you do not have a large debt hanging over your head. When you downsize from a conventional home to a tiny home, you have to sort through all your accumulated 'stuff' and for children that is a big process as well but you can always donate your things that you will soon realize you didn't really need anyway.

Source: [Isanti County News](#)



186 Sq. Ft. Modern South African Tiny House

How ultra modern and beautiful is this tiny house! Who says a tiny home needs to be rustic. This 186 sq. ft. tiny home design offers bright and beautiful two level indoor space living. There is also a 96 sq. ft. wooden deck, complete with natural stone seating, planter boxes and a shade roofing structure.

It is refreshing to see the use of white and cream colors throughout.

Light colors always gives the appearance of more

space, where darker colors make a space look smaller. Color is something a person should consider in planning your tiny home. This tiny home is not on wheels as it has a permanent location. This type of construction allows you to go taller which means you even can stand up in the sleeping loft.

This very modern looking space offers some alternative ideas when you are planning your tiny house.

Source: [Pod Idladla](#)



Woman Moves into 186 Sq. Ft. Tiny Home in Vancouver




With the trend going towards tiny houses for many people This 186 sq.ft. tiny house on wheels was builtfor a Isbella Mori in the Vancouver area. With a strong desire to actually own a home in Vancouver which is well known for the fact that it is the 2nd most unaffordable place to own a home in the world, Isabella decided to go tiny so she could have an affordable option. The tiny house was built by a company called Camera Buildings and for a cost of about \$39,000 this home on wheels was built. The home is situated in an RV park. The queen bed hidden beneath a mezzanine level.

The home was designed and built to fit the owners personal items. There is also a lot of built-in storage areas.

Aesthetically, this type of home is far more appealing to many people than your conventional trailer upstairs sleeping loft either. And there's lots of built-in storage throughout this tiny house including built-in floor storage.

This lovely lifestyle even includes two live in cats.

Source: [Camera Buildings](#)



314 Sq. Ft. Styrodome Tiny Dome Homes



Larger than many tiny homes this is a 314 sq.ft. styrodome Tiny Dome Home. This type of construction will run you about \$65-\$75 a square foot. They come in prefabricated kits including wire mesh installed and ready for plastering. The kits include 8 sections made from 4 1/2 inch thick expanded poly styrene material plus doors and windows. These spacious little homes are very appealing inside and out. As this is a stationary home you can landscape and fish the outsides very artistically. These dome home interiors are elegant.

Source: [My X Domes](#)



The Wing House: Expanding Shipping Container Home

This wing house is an expanding shipping container home. This type of construction saves you time and money as the actual structure already exists. These shipping container homes are mobile, easy and inexpensive to move to your location. With the options offered and available a unit can actually be transformed into a livable, customizable home in just 4-5 hours including plumbing and wiring. If you are looking for a building that you either need in a hurry or building materials and labour are difficult to source this is a good option. This makes a good house, office, classroom, warehouse space or movable clinic. This type of housing can also be rapidly deployed for disaster relief.


Source: [Wing Houses](#)



Yestermorrow Students Design/Build Tiny House for Client

This one of a kind tiny house was built by Yestermorrow Design/Build School students in Vermont. This tiny cabin is unique for many reasons. For one, it's not permanently attached to a trailer so it's built wider than most tiny homes. It also has a wedged-in front door and an oversized back door. Yestermorrow is located in Vermont, US and offers courses to those interested in learning strategies for small home living. The courses concentrate on actual or conceptual projects for micro-dwellings. Students leaving this course with home floor plans, elevations, and models, as well as the skills necessary to continue work on their own small homes.

Source: [Yestermorrow](http://Yestermorrow.com)



Spacious Park Model Tiny Cabin on Wheels by Rich's Portable Cabins

It's 11' 6" wide and 33' 10 1/2" long plus it has an additional covered porch for your outdoor space. It has built with a spacious floor plan so you will have a kitchen, living area, bathroom, first level bedroom, washer/dry area, and an additional upstairs sleeping area. Rich's Portable Cabins is based out of Oregon, and then actually will do all the work for you. They have floor plans and can ship to all states in th US.

Source: [Rich's Portable Cabins](#)



288 Sq. Ft. Tiny Cottage in Chatham, MA

You will not believe how spacious this tiny home feels. It is only 288 square feet and is located in Chatham, MA. This You will be surprised how bright this home feel, owing to the windows and strategically placed so that the home will get all kinds of light. The decor also helps to make the home feel larger by choosing to use all bright whites rather than dark woods that you so often see in tiny home style designs. There is an upper loft with an A frame style roof so that once you are up in your bedroom, you do not feel like you can't stand up. In theory this type of practice of choose



an A frame roof for added height, is advantageous for the tiny home dweller. There are plenty of shelves and the owners have even found a way to make artfully show their favorite pieces while still maintainin and non cluttered feel.

Souce: [Tiny House Talk](#)



Solar Off-Grid Transforming Castle House Truck

This home is not only a tiny home, but it is an off grid tiny home. The young couple from New Zealand have built it on wheels so that they can be mobile. Once they find where they want to stay, the home expands into an almost magical feeling castle style abode. The couple enjoys a rooftop bathtub (what a great idea!), an upstairs open balcony (to be closer to nature), a downstairs shower, and and a toilet. They use solar panels and make use of the suns rays, and they have quite a large kitchen. Source: [Living Big in a Tiny House](#)



280 Sq. Ft. Luxury Tiny House by Chris Heining Construction

Do you dream of tiny home living but would also like to have a bedroom that you can stand up in? This tiny home is 280 square feet of some luxury living. Built by Chris Heining Construction, it is 10' x 20' and boasts of a living area, kitchen, full bathroom and upstairs sleeping loft. The cost to have something like this constructed for you is about \$70,000. The design uses large windows so that plenty of light can come in. A must in tiny home dwelling is plenty of window and the feel of spaciousness. Another thing that we love is that every space that could have a drawer built in, has a drawer built in to maximize storage space.

Source: [Tiny House Heinege](#)



Spacious Tiny House on Wheels by Tiny Idahomes

This next home is from an Idaho building company called Tiny Idahomes. They build custom tiny homes and this one is a tiny cedar home with an open living area, kitchen, upstairs sleeping loft and a full bath. They used light wood and high ceilings to maintain a feel of spaciousness. We love what they did with the showers using a bright wavy glass which gives a feel of both bright and modern. All of these things really help to keep you from the small cabin blues.

Source: [Tiny Idahomes](#)



Tiny Houses on Wheels by Seattle Tiny Homes

The great thing about Seattle Tiny Homes is that you can really customize your home and then they will do the work to get it built. You just go to their designs and find which model works best for you. Once you choose the basics, they give you an option to 'individualize' your home in detail. The home featured here is on wheels and is built with plenty of windows to keep you feeling bright and inspired. If you plan on having a family in your home, consider 2 sleeping lofts rather than one.


Source: [Seattle Tiny Homes](#)



93 Sq. Ft. Laundry Room Turned into Tiny House

The fascinating thing about this funky brick home is that it was once a laundry home, and since has been converted into a 93 square foot tiny home by Azevedo Designs. There is a steep staircase up to a loft, and even has a full kitchen, living area, table and bathroom. Although the walls are a dark, the appliances and finishes have been artfully and brightly chose to bring a feeling of cleanliness and brightness.

Source: [Azevdeo Design](#)



Hivehaus Modular Tiny Hexagonal Pods

If you would rather not do the dirty work yourself, you can also enjoy the prefab designs from companies like Hivehaus. They work with honeycomb shapes that can be added to in order to accommodate larger families if needed. The designers make use of very large full length windows so that there is nothing but brightness and spaciousness in these 100 square feet pod style homes. The design below is 3 pods (total of 333 sq. ft.) with a bathroom, bedroom, kitchen and living space. The kitchen is designed for maximum efficiency with all of the bits and pieces tucked in when not being used. For safety, there is a moveable firewall so that your fireplace can be either inside or outside.

Source: [Hivehaus](https://www.hivehaus.com/)



Bus Converted into Cabin with Rooftop Deck

If you are seriously considering tiny home living, it is highly possible that you have been inspired by old large vehicles due to their excellent potential as new homes. Once gutted, it is easy to get creative and to create a perfect living space on wheels. This bus has been converted into a cabin and has a very cool rooftop deck. The decoration is groovy and cozy, with a 4 twin beds, making plenty of sleeping space for a family. The design of this bus home has been enhanced greatly by adding large windows to all sides for maximum exposure to light.

Source: [Freude Von Freuden](#)



Man Builds Tiny Cabin for \$4k in 6 Weeks in the Woods

Built in the bright green trees, this tiny cabin uses the strong posts of live trees to help create a dream home. The interior is finished with a quaint rustic style with wood shelving and basic furniture. As seen in most tiny home dwellings the key to living efficiently without feeling cramped is to learn how to make the best use possible out of your storage space. This might mean hanging a lot of your kitchen equipment. This home has been built for so cheap because it much of the material is recycled.

Source: [Herrle Custom Carpentry](#)



Couple Live Tiny in A-frame Cabin in Belgium



This tiny A-frame cabin was built as mostly recycled material project in Belgium for the couple to live while they built their bigger home. Based on their experiences, a tiny home can be a great idea if you do not have the money to build your final dwelling, and then once you do it can stay as a secondary guest home, office or workshop. The home even has a walk in closet and the A frame make it feel spacious and open.

Source: [Small House Bliss](#)



624 Sq. Ft. 3-Story Small House in Japan

This 3 story tiny home is a bit bigger than the typical tiny home at 624 square feet. The home is built with large windows so that when you are inside you can take advantage of the outdoor lighting. One of the most impressive things about this home are the gorgeous shelving systems which allow the owners to truly organize and make best use of their space. The bedroom is on the main floor, and 2nd floor has the kitchen, dining and living area, and the 3rd floor has a large and luxurious bathroom.

Source: [Takahashimaki](#)



Casa Cúbica's 160 Sq. Ft. Shipping Container Tiny Home



This shipping container turned tiny home is complete with a full space recreational roof that is perfect for summer parties and just hanging out. The home is 160 square foot home that sleeps 4 people and has a full kitchen, bathroom, washer and dryer as well as a living area. If you are looking to save money, then less windows will be a way to do this, but with a top deck like theirs, you could get by.

Source: [Cubica](#)



viWood Prefab Tiny House Assembles in One Day



How can you not be slightly interested in a home that can be assembled in one day. There is not need to lay a foundation even before you assemble it on your site. These units are perfect for a quick and easy move in or if you are planning build an eco village or 'glamping' style business.

They are also perfect for those of us with large family who visits often. The interior is not only spacious, but uses bright clean wood to enhance the feeling of space.

Source: [viWood](https://www.viwood.com/)



160 Sq. Ft. Poco Edition Tiny House by Tiny Living Homes

This 160 square foot tiny home is built on a 20 foot trailer with a widened frame to hold the weight. This company out of Canada has their own unique styles of homes whether you are looking to build for yourself or to create a secondary source of income on your property. They also work perfect for the 'home office' that allows you to leave your main home and have some privacy.

Source: [Tiny Living Homes](#)



The Caboose: 400 Sq. Ft. Cabin by Wheelhaus



This Wheelhaus Caboose would be considered a luxury tiny home. This tiny house is 34 ft. x 12 ft. in size giving it 400 sq.ft. inside plus there is a 100 sq.ft. porch attached. The roofline enables a five feet tall loft. The space can accomdate either a king size bed or two twin sized beds. The inside living space includes a kitchen/living area, a bedroom and a bathroom. Reclaimed Wyoming snow fencing was used for the ceilings and exterior siding. The spacious covered deck is accessable through

glass doors that add light to the space. The finishing is very current. The L-shaped mini kitchen has all the modern conveniences including a dishwasher, cesar stone or granite countertops and high grade cabinetry. There is even a mini gas-burning or electric fireplace as well as air conditioning available on request.

Source: [Wheelhaus](http://Wheelhaus.com)



Luxurious Tiny Cabin with a Touch of Country




Shepherds Delight is a tiny house rental located in Crewkerne, England. This Shepherds Hut retreat offers you the opportunity to stay in a fully equipped tiny house.

The Sheperds Delight has a solid oak floor, a dining area, sleeping area and bathroom with sink, shower and toilet. French doors open to the outdoors and a deck where you can combine indoor and outdoor living. This is a great opportunity for you to try out a tiny home and experience the natural surroundings.

This tiny cabin is one of four 20 ft. x 8 ft. fully fitted huts. These huts are located on organic farmland and are powered mainly by a 50ks solar p.f bank, fed twice filtered natural spring water and are made from local timber and recycled materials.

Source: [The Shepherds Hut Retreat](#)



Rich Daniel's Tillamook Triple Bay Tiny House

This tiny house is build by RPD. A builder since 1999 the talents of Rich Daniel include a full line of 8' wide tiny homes. They offer a variety of floor plans at various prices. RPD is a part of the movement towards tiny housing and small home concepts. Floor plans are available and you are also able to save money by purchasing a shell and adding to it as your resources allow.




Source: [Rich's Portable Cabins](#)



226 Sq. Ft. Refugio Modern Prefab Tiny House

This dwelling is produced by a company in Chile named FabriHome. Typically this structure is a vacation cabin but easily could be a permanent residence or even temporary housing. Its angular design creates a distinctive appearance. This is a steel-framed moduled that is finished with wood inside and out. There is a three piece bathroom, kitchenette, sitting area and bedroom. Double doors to a deck give lots of light and create a bright spacious feel.

Source: [Small House Bliss](#)



Young Family's DIY Tiny House on Wheels

Living in a Tiny House can work very well for anyone that is willing to give up big space dwelling and simplify the amount of 'things' that occupy our lives. The story for the young couple that owns this tiny house was that they decided to 'just go for it' and experience the freedom of living on their own terms.

This couple has created such a warm, organized and inviting tiny home both inside and outside. You can even purchase the plans for this tiny home and build it yourself.

Source: [Living Big in a Tiny House](#)



Grandma Turns Backyard Shed into Tiny Home

This tiny home was the result of an inspiring story of how a grandmother named Monica turned her backyard shed into a tiny home. Why did she do it? Because her daughter who had five children was in a desperation situation. When Monica found out they were having difficulties she started turning the shed into a lovely tiny cottage for herself so she could give up her two bedroom home for her daughter. This 8x10 toolshed was transformed into a tiny two story home.

On one side of the tiny cottage is the kitchen with a dining area and the other side is the living room. The space saving stairway goes to the upstairs sleeping area that also has a built in table and closet.


Source: [Tiny House Talk](#)



Grain Silo Tiny House

This Grain Silo Tiny House is available as a vacation rental at Gruene Homestead Inn. So just what does it actually feel like to be in a house like this? This unique home has a covered front porch with surrounding railing. A great spot for some outside time. Ground level has the living area, kitchen and a bathroom, with a curved staircase leading you to the upstairs bedroom. The inside of this tiny house is so tastefully designed. What a unique place to stay!


Source: [Gruene Homestead Inn](#)



Stone Canyon Cabins Custom Tiny Houses on Wheels

Stone Canyon Cabins in Georgia build high quality tiny homes and cabins. . This tiny house has a bedroom on the first level, a nice kitchen, bathroom, and nice dining area plus it has an optional loft for storage or additional sleeping space. The woodwork and modern appliances in this tiny home are going to appeal to a lot of people that are thinking of building a tiny house.

Source: [Stone Canyon Cabins](#)



172 Sq. Ft. Tumbleweed Mica Tiny House On Wheels

This 172 sq. ft. Tumbleweed Mica Tiny House on Wheels is 20 feet long. The outside is finished with hot rolled steel. Over time it oxidizes and gives it a rustic look and feel that's easy to maintain. The Mica is designed with the wheels completely under the house which helps give the ability to easily install a sliding glass door. It's a one level tiny house design. The sleeping area is on the main level. If you decided to build this house yourself you would spend about \$29,000 in materials plus \$759 for the plans and materials list. Otherwise Tumbleweed offers it ready made starting at \$66,000.


Source: [Tumbleweed Tiny House Company](http://www.tumbleweedtinyhouse.com)



Young Couple Living and Working in a 240 Sq. Ft. Tiny House

This 240 sq. ft. tiny house was designed from scratch by a young couple. The planning stages are the most important. Taking time to draw out the floorplan on paper, thinking through the details of how your day to day living goes. On paper you can easily make adjustments as you think of things. This is less obviously less costly than building first then realizing you should of done it differently. You need to think about every aspect of how day goes. You also need to consider what the possible building restrictions may be whatever area you decide to park your tiny home. This tiny house is really well thought through. There's a queen bed loft, two tiny workspaces, his and hers micro closets, tons of built-in storage, and many more smart and useful custom tiny design ideas. Take a tour of their tiny home and be inspired by this young couple.

Source: [Tiny House Talk](#)



Unicat TerraCross Off Road House-Truck Tiny Home

On the complete other end of the spectrum to the build your own tiny home on a budget is the UNICAT's TerraCross off road House-Truck Tiny home. For anyone with a sense of adventure this truck tiny home is beyond amazing! Unicat is a German company that has been around for about 25 years and builds vehicles with off road abilities. Each vehicle is built from scratch to suit your personal needs. This is the ultimate home on wheels with prices starting at \$500,000. This vehicle is the ultimate escape vehicle with its own water systems, air conditioning, solar panels, plus there is a de-salination unit. But those are only a handful of the features offered. This is for the person that wants full adventure living. Inside you'll find a kitchen, living area, corner office, loads of storage, bathroom, multifunctional areas, and even a cozy sleeping loft.

Source: [Unicat](#)



256 Sq. Ft. Tiny House on Wheels

This custom build 256 sq. ft. tiny house on wheels is located in Odessa, Florida home. It sits on a trailer base that came from a double decker buccaneer tailgating trailer. Well insulated with The 3/4 high density foam that is also wrapped in radiant barrier. Even the roof is insulated. This tiny house on wheels has wood finishing inside and outside There is a kitchen with a deep sink and a 30 inch stovetop propane powered. The spacious bathroom not only has a vanity and RV toilet, it also has an 18 inch deep soaking tub with surround. The main room has laminated floors. Axles, springs, and tires are brand new plus this unit has a spare. This is a very cute tiny home!

Source: [Tiny House Talk](#)



Daughter and Son-in-Law Build Tiny Home for Dad

When you run across a story like this it feels good to pass it along. This tiny home was built by a daughter and her husband for her father so he could live on her property. The story is out of Colorado. The couple purchased a pre-build shed that was 12'x32' in size. They placed it onto a permanent foundation and built in a crawl space underneath. A 20 gallon water heater is under the house. They built an 8'x4' covered porch and a deck, extending the indoor living into outdoor living in the good seasons.

Beautifully finished inside, there is a bedroom, 3 piece bathroom and living/kitchen area. The house is well insulated and is heated with baseboard heaters. If you don't need to build your tiny house on wheels, you can build with more permanence in the design. This couple estimated their expenses at about \$40,000, which included hiring someone else for the electric, foundation, plumbing and drywall. The couple did all the other work themselves.

Source: [Tiny House Talk](#)



Roly Poly 80 Sq. Ft. Tiny House Vacation in Portland, Oregon

Living in a tiny house is a very big decision and one that you should feel confident on. The concept is wonderful and means less expense in time, but can you really see yourself day after day in a small space? Renting a tiny house and doing a good bit of vacation time in it can help you to see if tiny house life is what you are cut out for. This Roly Poly 80 sq.ft. tiny house is a vacation rental in Portland, Oregon. You can sleep up to 3 people in it. There is one queen and one twin size bed. The dimensions of this tiny house are 12 ft.length by 6.66 ft.width and the Roly Poly is 12.5 ft. in height. Viewing the photos you can see this has very high appeal inside and outside.

Source: [Caravan](#)



Novadeko Modular 218 Sq. Ft. Modern Tiny Home

This 218 sq.ft. modern tiny home is built by Novadeko. They are a company out of Australia. The model is the Renne which has 20 by 11 feet of living space in this modern modular house. Bright and cheery, with large folding patio doors leading onto an outside deck integrate inside with outside. This one level house is fully equipped and the ceiling height gives a lot of additional space to this tiny home. There is a living and dining area as well as a bedroom and bathroom. Cost is about \$38,000.

Source: [Novadeko Modular](#)



170 Sq. Ft. Kangablue Tiny House

What an aesthetically appealing this 170 sq. ft. Kangablue tiny house is! This little house is one of six tiny homes at Caravan which is in Portland, Oregon and actually a Tiny House Hotel. Here you have an opportunity to rent this tiny house to see if you like it before making any life altering decisions if you are thinking of the tiny house living lifestyle. This little luxury tiny home has running water and electric heat plus a bathroom with a flush toilet. The dimensions are 20.5 ft. by 8.25 ft. It also has a 13.5 ft. ceiling so feels pretty spacious. The interior decor is painted walls with use of blue pine wood. This tiny home can sleep 3 people. It also has a small porch. What a fun option for a vacation rental and your test run to tiny houses!

Source: [Caravan](#)



Tiny House Listing Directory Resource



[American Tiny House Association](#)

“...Our mission is to promote the tiny house as a viable, formally acceptable dwelling option for a wide variety of people.”

[Azevdeo Design](#)

“... A commitment to green building can be seen in Azevedo’s focus on urban infill projects and a sensitivity to the value of existing architecture.”

[Camera Buildings](#)

... Camera buildings are designed around light, optimizing daylight and natural ventilation and connecting to the outdoors.

[Caravan](#)

...Caravan is a one-of-a-kind, boutique hotel located in the heart of the popular and funky Alberta Arts District in Portland, Oregon. Caravan is an urban oasis where travelers from around the world can experience what it’s like to stay in a beautiful, custom-built tiny house.

[Cubica](#)

“... Cubic is a new concept in friendly construction based on the reuse of shipping containers environment. Our company offers an alternative style of construction, along with a user experience inspired by our principles of compact design and lifestyle with environmental awareness.”(Website in Spanish)

[Designboom](#)

“...tiny houses - small dwellings of every shape and size”

[DIY House Building](#)

“...The aim of this website is to empower others to build their own homes. We want to show people that if we can do it - anybody can.”

Tiny House Listing Directory Resource



[Freude Von Freuden](#)

“... FvF is an international interview magazine that portrays people of diverse creative and cultural backgrounds in their homes and within their daily working environments. Our content aspires to present multifaceted personal perspectives that offer impressions of cities, various artistic industries and international urban living. By introducing real people from around the world with an honest and authentic approach, FvF attracts a global readership and remains borderless.”

[Gruene Homestead Inn](#)

.. Gruene Homestead Inn is a collection of historic houses in the community of New Braunfels, featuring rooms and suites dating from the 1850's to the early 1900's. These home can be rented out.

[GW Planet Forward](#)

“...Think about all the things that you own. Clothes, electronics, kitchenware--everything. Now imagine you had to take all of that stuff and cram it into 200 square feet. Not only that, but you have to fit a bathroom, bedroom, and kitchen into that space. Welcome to the tiny house movement. These small houses can be found across the country, but one group is looking to take the movement out of obscurity and into the limelight--from backwoods and backyards to an urban setting.”

[Herrle Custom Carpentry](#)

“... Our aim is to add custom touches throughout the process so that your house becomes a reflection of your vision of home. We pride ourselves on exceptional customer service and look forward to collaborating with you on your next dream build!”

[Hivehaus](#)

“... HIVEHAUS® is an innovative new concept in modular living space – inspired by nature-influenced by modernism and constructed using unconventional building techniques. Designed to be compact but comfortable HIVEHAUS® was originally conceived by Barry Jackson as a highly versatile garden room that could be easily expanded to suit the needs of the individual without the need (in most cases) for planning permission. HIVEHAUS® has been designed to be affordable – sustainable – flexible – easily expanded and portable as well as most importantly – extremely economical to run.”

Tiny House Listing Directory Resource



[Living Big in a Tiny House](#)

... Imagine living free from rent, mortgage and utility bills. Imagine living in a home that generated it's own electricity and captured it's own water. Imagine you could build this home yourself all for a very affordable price. Now imagine how your life would be different if you were free from debt?

[Nelson Tiny Houses](#)

"...Nelson Tiny Houses is a locally-owned, sustainably-produced company that builds superior tiny houses. As builders and designers, we are inspired by the mountains, forests, lakes and culture of this special part of southern British Columbia. As such, we view building tiny houses as a place where science meets art, where trade meets craft, where a shelter becomes a home.

[Novadeko Modular](#)

.. Nova Deko is an established international manufacturer of high quality modular homes and a wide variety of home fixtures and furnishings, exporting to all parts of the globe. Nova Deko Modular is the division of the company tasked with the production of contemporary luxurious affordable modular homes.

[Pod Idladla](#)

...The POD-iDLADLA is a modular, prefabricated nano-home which is designed and manufactured in South Africa. Because of it's design and size owners of the POD will enjoy a reduced energy bill in comparison to a conventional home. Each is made off-site, to specific client specification, allowing one to start simply with a shell or to go for a full-on kitted out interior (or somewhere in-between). Several 17-square-meter unit can be positioned in various configurations to form larger, multi-use living areas.

[Rich's Portable Cabins](#)

"...Rich's Portable Cabins has been crafting custom park model homes since 1999. In addition to park model portable cabins, RPC also offers a full line of 8' wide tiny homes and other prefabricated structures. We build a variety of floor plans and at affordable prices. Call or email for prices and availability."

Tiny House Listing Directory Resource



[Seattle Tiny Homes](#)

“... Does it really have to cost a small fortune to live in a safe, warm, and comfortable home? Is it truly necessary to stress the environment to build the house of your dreams? At Seattle Tiny Homes, we believe the answer is no. Discover why people are turning to tiny homes to simplify their lifestyle, get out of debt, and enjoy independent living wherever they want.”

[Small House Bliss](#)

“... Small House Bliss is dedicated to showcasing well-designed and interesting small houses of all kinds. Our aim is to convince more people that living in a smaller house is not only possible, but preferable. For those who need no convincing, we hope to inspire you with ideas for planning and organizing your own small home.”

[Small House Society](#)

“...Small House Society is brief directory listing architects of simpler smaller living who specialize in tiny, small, miniature, and micro homes. Some of the homes are designed to offer basic economical shelter, others provide additional amenities and an aesthetic appeal that makes them more valuable.”

[Stone Canyon Cabins](#)

“...Here at Stone Canyon Cabins, LLC, we build the cabins/chalets in our facility with no distributor or middleman to deal with in the purchasing process. This makes our Park Models more affordable to you.”

[Takahashimaki](#)

...a Japanese designer with an impressive body of works. (Website in Japanese)

[The Shepherds Hut Retreat](#)

... If you have ever wanted to try glamping or stay in a shepherds hut then this is the place to come. Our high standards mean you really “experience nature in luxury”.

Tiny House Listing Directory Resource



[Tiny Home Builders](#)

“...Take the first step to achieving your dream of building and living in your very own tiny house! The Tiny House Design & Construction Guide is your road map to the entire build process. This guide will help you to understand each step that needs to be taken and more importantly give you the confidence to start building your own tiny house.”

[Tiny House Company](#)

“...Most affordable way to make your Tiny House Dream a reality. Models starting at \$12,900.”

[Tiny House Community](#)

“...If you’re looking for tiny house parking, searching for a community, or want to try out a tiny house for a few nights, then you’ve come to the right place. Below are links to short-term and permanent tiny house sites”

[Tiny House Heinege](#)

“... The creator of this Tiny House, Chris Heininge, comes from a family of gifted craftsmen, artists, and designers. His father (recently passed), and mother along with their 3 sons have built over 100 homes in Oregon, Washington, and Arizona. Chris’ mother Elizabeth Heininge designed nearly all of these homes, and she is currently helping with the Tiny House designs.”

[Tiny House Talk](#)

“...The purpose of Tiny House Talk is to spread the message of freedom, peace and happiness through simple living.”

[Tiny Idahomes](#)

“... Family owned and operated, we perform all levels of Custom RV and tiny home building . We offer start-to-finish solutions for your Custom RV or tiny home on wheels project. We also offer full design services.”

Tiny House Listing Directory Resource



[Tumbleweed Tiny House Company](#)

“... Through our extensive collection of breathtaking photos, you will develop a recipe for your perfect home, ingredient by ingredient. See how others have built tiny shelters that accommodate all the comforts of a traditional home, dive into the oceanic world of tiny architecture, and learn how you can expand your living space. TINY HOUSE STYLE will feed your appetite for design, help set your creativity free, and guide you towards the house of your dreams.”

[Tiny Living Homes](#)

“... Our homes are built to the same specification as that of a traditional home. We use 2x4 structure which allows us to use the same appliances as that of a standard home. This certainly helps to give you that cozy, “homey” feel, and is a step above the flimsy products used in other tiny homes and RVs. Each tiny home comes complete and equipped with a (rather spacious) full kitchen complete with fridge, stove top of choice to poach your free range eggs while enjoying the sunny morning view of the rippling water on lake Kalamalka ... Just kidding ... That part is up to you. You’ll be finally able to convince your family to come camping with you, as each Tiny Home is equipped with a full shower and a non-smelly-environmentally-friendly, decomposing toilet! No more runs to the back of a bush in the middle of the night.”

[Valley View Tiny House Company](#)

“...The vision of Valley View Tiny House Company is to help you achieve the tiny house life catered to your specific needs. We do this by understanding your goals, providing space-maximizing solutions integrated into your surroundings, encouraging innovative craftsmanship, developing efficient do-it-yourself resources, and doing our part to help the less fortunate along the way. Whether your tiny house dreams are a forever home, vacation home, in-law quarters, guesthouse, or otherwise, we can help.”

Tiny House Listing Directory Resource



ViWood

“... designed and manufactured in Spain using local materials and labor. Its technologically advanced design allows for easy mass production, and therefore lower costs. Its roof and walls pop-up from its wooden base, which comes with adjustable legs that can adapt to any terrain.” (Website in Spanish)

Wing Houses

...The wing house is a mobile residence or office space that folds into a standard container with all ISO fittings in place for easy transport. This unit can be placed anywhere with a swinglift and opened into an 80sqm living or working environment within 4 to 5 hours.

X Dome

... Introducing the most revolutionary building structure that is taking the world by storm. The EPS personal dome structure is impervious to natural disasters, hurricanes, earthquakes, and the shape is naturally wind resistant.

Yestermorrow Design/Build School

“...Tiny houses (homes typically between 64 and 300 square feet) are springing up all over the country -- from Vermont to Oregon to post-Katrina New Orleans -- as well as all over the media landscape. They are affordable and energy efficient, they reduce materials consumption, cut your carbon footprint, and they're cute! A tiny house is perfect for an office, art or writing studio, children's playhouse, meditation/yoga space, guest house, or even a fully equipped dwelling. Yestermorrow is deeply involved with the Tiny House movement and has emerged as a leader in Tiny House Design/Build. Students can learn in our hands-on courses.”